


RAV-Ware Revision 1.0 Drag and Drop issue

Introduction

There is an issue with dragging and dropping from the **Device Toolbox** to the **Flow Window** in RAV-Ware version 1.0 when a computer's regional setting is set up with certain countries. This is caused by the default settings of some International Windows operating systems. This document explains how to easily correct this problem.

Description

When you attempt to drag any item from the **Device Toolbox** to **Line Input**, **Line Output**, **Playback** or **Record** in the **Flow Window**, RAV-Ware indicates that this is not possible by displaying a Null symbol  at the point where you are trying to drop it.

Note: The Null symbol in figure 1 is larger than normal for viewing purposes (see figure 1).



Figure 1

Work Around

In order for RAV-Ware to allow you to drag and drop from the **Device Toolbox** to the **Flow Window**, you must make some changes in your computer's **Regional and Language Options**.

Note: The configuration shown is in Windows XP. However, all Windows Operating Systems are similar.

1. Click **Start** and point to **Settings**.
2. Click on **Control Panel**.
3. Double-click the **Regional and Language Options** icon in the **Control Panel** (see figure 2).



Figure 2

4. In the **Regional and Language Options** window, click the **Customize** button (see figure 3).

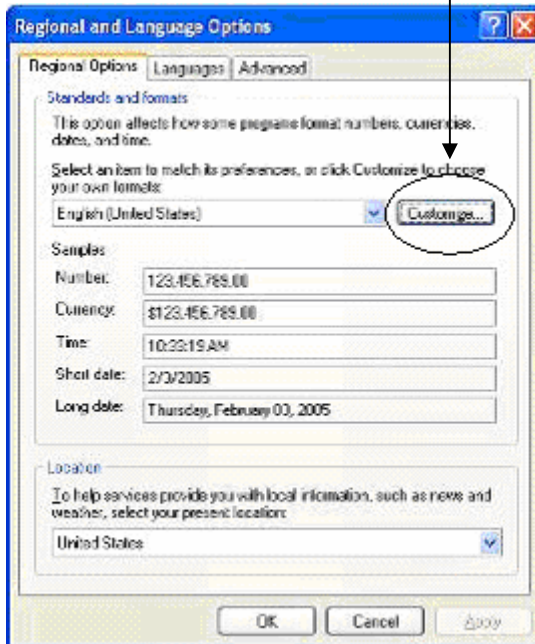


Figure 3

5. In the **Customize Regional Options** window, change the **Decimal Symbol** from a “,” (comma) to a “.”(period) (see figure 4).

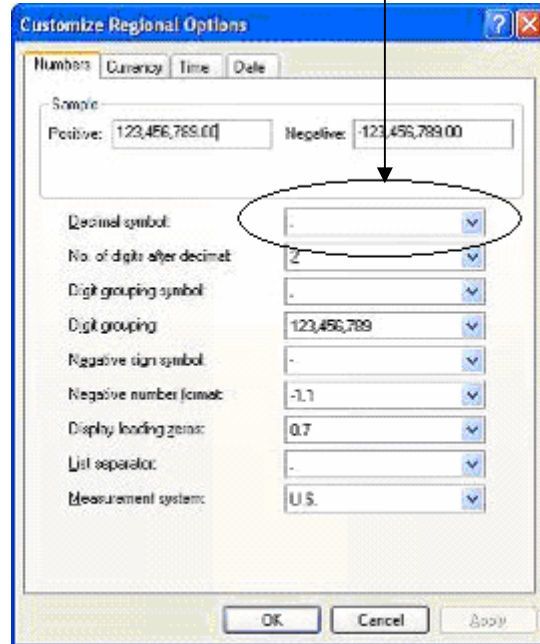


Figure 4

6. Click **OK** on both windows.
7. RAV-Ware now allows you to drag and drop from the **Device Toolbox** to **Line in**, **Line Out**, **Playback** and **Record**.

Note: There is a possibility that applications using regional settings might be affected by this change. If this is the case, you need only change the decimal symbol long enough to configure the RAV, then you can change it back to a comma.