

**KOBRA<sup>®</sup>**

***Shred  
Cut***



MADE IN ITALY

**KOBRA®**

# **THROW AND SHRED SYSTEM**

**3: SHRED CRUMBLED PAPER WITH THE "THROW AND SHRED" SYSTEM:** Simply lift the cover of the shredder and you can throw your crumbled paper directly into the machine.

**3**

**1: STANDARD DOCUMENT SHREDDING:** Insert paper into the throat, located at the front of the machine. Up to 26 Sheets at a time can be shredded in this innovative, practical shredder.

**1**



# 2 CUTTING SYSTEMS 3 SHREDDING FUNCTIONS

Thanks to the revolutionary new "THROW AND SHRED" System and its automatic feeding mechanism, you can now choose how to shred your documents or various other types of media. You can choose standard shredding, by inserting the paper into the throat of the shredder, use the specialized CD-Rom and Credit Card Throat, or the Throw and Shred System, destroying your crumbled paper.

**2**

**2: CD & CREDIT CARD SHREDDING:**  
A second set of cutting blades shred CD's, DVD's, Credit Cards, I.D. Cards and other types of media into a separate part of the waste bin.

\* This catalogue features KOBRA models fitted with the "THROW AND SHRED" system





**AUTOMATIC OILER**  
*AUTOMATIC OILER*

# ACCU-FLOW AUTOMATED OILING SYSTEM



Installing an automatic oiling system on your shredder completely eliminates the need to manually oil the unit. Not only does this protect the blades with anti-corrosive agents, but ensures maximum reliability, efficiency and capacity. High security and cross-cut shredders benefit most from this practical option.

\* This catalogue shows which KOBRA model is fitted with the "AUTOMATIC OILER" system



**SUPER POTENTIAL POWER SYSTEM**

# THE POWER WITH THE FORCE THE DURABILITY OF THE STEEL

**SUPER POTENTIAL POWER UNIT** Drive system for many years of trouble and service free operation. Special carbon hardened steel gears and metal chain drive systems ensure operational reliability and resistance to stress and mis-use, unmatched by the more economical and common transmissions made of plastic gears which are found in most products on the market.

**SUPER POTENTIAL POWER SYSTEM:**  
Power with force and durability of the steel

\* This brochure shows which models are equipped with a "SUPER POTENTIAL POWER UNIT"





ENERGY SMART  
ENERGY SMART



"ENERGY SMART" is the latest technological development by Elcoman. Available exclusively on the KOBRA range of shredders, "Energy Smart" saves energy and protects the environment by reducing emissions responsible for the Global Warming. The energy consumption of the paper shredder is managed by a dedicated software which operates in conjunction with illuminated optical indicators located on top of the machine. A KOBRA shredder requires electrical energy only during use. Once shredding operation is completed, the system management software will automatically activate the stand-by zero consumption "ENERGY SMART" mode making sure that no more electrical energy is drained from the power source. At first glance, stand-by power consumption may be considered insignificant. However, every KOBRA shredder equipped with the "ENERGY SMART" system, compared to most of the traditional shredders on the market, can save up to Euro 20,00 a year\* of electrical energy and will reduce, by 65 Kgs, the carbon dioxide (CO<sub>2</sub>) that would have been introduced into the atmosphere for generation of the power saved by "ENERGY SMART".







**ZERO  
CONSUMPTION  
IN STAND-BY MODE**

**SAVE ENERGY  
PROTECT  
THE ENVIRONMENT**



\* Electrical costs vary  
in each country

\* This brochure shows which  
models are equipped with  
the "ENERGY SMART" system



**24 HOURS CONTINUOUS DUTY**

# **24 HOURS CONTINUOUS DUTY MOTORS NO OVERHEATINGS**

KOBRA shredders are equipped with  
24 Hour Continuous Duty motors for long shredding operations\*  
and are not affected by the Duty Cycle concept  
(time of operation vs. cooling time needed to prevent damage to the machine)  
which are typical of most of the products on the market.

KOBRA shredders can be operated for any length  
of time without interruption by long and inconvenient  
waiting times due to overheating.

KOBRA shredders deliver the maximum daily shredding capacity.



- \* Continuous duty operation at rated nominal average capacity and standard mode
- \* This brochure shows which models are equipped with continuous duty motors



# DOUBLE WASTE BIN

## ENVIRONMENTALLY FRIENDLY REMOVABLE DOUBLE WASTE BIN

Some KOBRA Models feature a special removable double waste bin. This specially designed waste bin allows for the separation of paper from your shredded CDs, DVDs, and credit cards. This feature assists the user in ensuring that they can properly recycle their shredded materials.



\* This brochure shows which models are equipped with the "DOUBLE WASTE BIN"

**KOBRA®**

# TURBO BOOST SYSTEM

## SHREDDING CAPACITY



### **TURBO BOOST**

This patented design is an exclusive feature now available on select KOBRA shredder models. A specially designed electronic control module allows the operation of the paper shredder in two different modes:

#### **Standard Mode:**

The paper shredder operates according to its standard features and rating for normal operation.

#### **Turbo Boost Mode:**

By pressing the Turbo button located on the top cover, the cutting capacity of the machine is temporarily increased by 30%. In case of a paper jam, the Turbo Boost is all you need to clear it. No more messy paper particles on the floor. No more clean-ups after a paper jam. The jam will feed right through the cutting mechanism and into the waste bin. The bright Turbo light indicates reactivation of the Turbo Boost after each use. KOBRA "Turbo Boost" shredders feature unbelievable shredding power—up to 50 sheets of paper in one pass.



\* This brochure shows which models are equipped with the "TURBO BOOST" system



 **CYCLONE SYSTEM**  
CYCLONE SYSTEM

# HIGH TECHNOLOGY SHREDDING SYSTEM

**KOBRA CYCLONE** The Cyclone System is the ultimate development in shredding technology available on the KOBRA Cyclone shredder. Blades rotating at a very high speed combined with the power of a turbine providing the unit with an airflow allow the shredding of up to 500 sheets of paper at a time as well as the shredding of many other types of materials into 5 different available particle sizes.

The turbine generates a high pressure airflow and by making the air stream spin, particles are subjected to centrifugal forces and deposited from the airflow into the disposal bag.

This unique shredding system delivers the highest shredding performance and efficiency along with maximum flexibility in choosing the correct Security and bulk reduction level for a given application.

\* This brochure includes a dedicated section about the KOBRA CYCLONE shredder







www.elcoman.it

# Kobra 30-50-100



## Personal and Deskside shredder

- Safe, easy and convenient to use
- Straight cut system
- Automatic Start-Stop
- Carbon hardened steel cutting knives unaffected by staples and clips
- Does not require plastic bags
- Kobra S-30 fits any waste basket
- Kobra S-50 separates paper from other wastes
- Kobra S-100 is equipped with a convenient removable waste bin .Easy to empty

CAPACITY UP TO 12 SHEETS  
AUTOMATIC START/STOP  
STAND-BY AND REVERSE BUTTON  
SEPARATES PAPER FROM OTHER WASTES  
CONVENIENT 9.5 GALLON WASTE BIN

Model KOBRA S-30 fits any waste basket through its extendable and adjustable arm. It does not require its own waste basket

Kobra S-50

Kobra S-30

Kobra S-100

An enclosed transmission system protects the gear from dust and does not require lubrication or maintenance (Kobra S-30/S-50)

Automatic start-stop system with additional manual sensor to clear heavy paper jams (Kobra S-30/S-50)

Automatic Start/Stop through electronic-eyes (Kobra S-100)

## KOBRA 30-50-100

### KOBRA 30-50-100

These entry level models in the KOBRA line offer outstanding performance. Special long lasting cutting knives ensure maximum durability. The S-30 has been designed to be used with any waste basket, with its extendable and adjustable arm. The S-50 offers a special design which allows this product to be used as a regular waste basket next to your desk. The S-50 is a professional shredder, to keep next to your desk, to protect your work.

The KOBRA 100 is the end result of an intensive design project. It is powerful, reliable and fully automatic. An automatic cut off system stops the machine in case of overload, preserving gears and mechanical components from misuse. With its quiet and powerful motor, this model offers unsurpassed practicality.



Convenient 35 liter removable waste bin for easy emptying operations. Does not require plastic bags (Kobra S-100)



Kobra S-30



Kobra S-50



Kobra S-100

	Kobra S-30	Kobra S-50	Kobra S-100
Throat width (in.)	9	9	9
Shred size (in.)	1/8	1/8	1/8
Sheet capacity	Up to 6	Up to 6	Up to 12
Security Level DIN 32757	2	2	2
Waste bin volume (gal.)	any basket	9.5	9.5
Dimensions (WxDxH) (in.)	12.25 x 8.25 x 4	14.5 x 15.75 x 21	14.5 x 13 x 21

Stand-by and reverse switch



www.elcoman.it



### "ENERGY SMART" Personal and office shredder

- Available in three models for both straight cut and cross cut shredding.
- Shreds up to 26 sheets of paper at a time.
- Carbon hardened cutting knives are unaffected by staples and paper clips
- Wide entry throats ensure ease of use
- "Energy Smart" Power System: Zero Power Consumption in stand-by mode.
- 24 Hour Continuous Duty operation without overheating and duty cycles
- Automatic Start/Stop through electronic eyes and stand-by function.
- Removable Waste Bin for easy disposal of shredded material.
- Shred CDs, DVDs, Credit Cards and other types of media.

CAPACITY UP TO 26 SHEETS  
"ENERGY SMART"  
24 HOUR CONTINUOUS DUTY MOTOR  
AUTOMATIC START/STOP THROUGH  
ELECTRONIC EYES  
AUTOMATIC REVERSE SYSTEM  
REMOVABLE WASTE BIN  
DOES NOT REQUIRE PLASTIC BAGS

26  
SHEETS

#### 1: Shredding paper

Shreds up to 26 sheets of paper at a time by inserting them into the wide and convenient throat

#### 2: Shredding CDs, DVDs and credit cards

Shreds CDs, DVDs and credit cards by inserting them into the wide and convenient throat (Kobra +1SS4/SS7)

#### "ENERGY SMART"

"ENERGY SMART" management system with illuminated optical indicator for zero power consumption in stand-by mode

Carbon hardened cutting knives unaffected by staples and clips



Removable waste bin.  
Transparent window on the front makes it simple to check the waste level. No need of plastic bags

### Kobra+1

The KOBRA +1 is the latest engineering innovation in our model lineup. The +1 range of paper shredders include two models equipped with straight cut shredding capability and one cross cut model. No matter which model you choose, the unit will come equipped with the "Energy-Smart" Power System, which allows the unit to draw nearly no power in stand-by mode. The 24 Hour Continuous Duty Motor used in +1 models do not require lengthy cool down periods for efficient operation. This is unlike our competitors who use less reliable, duty cycle motors which stop and need to cool down during normal operation. With capacities of up to 26 sheets, the KOBRA +1 has unparalleled performance. All KOBRA +1 Models are equipped with front mounted, transparent bin windows to display shredded material level.



Kobra+1 SS4



Kobra+1 SS7



Kobra+1 CC4

	Kobra+1 SS4	Kobra+1 SS7	Kobra+1 CC4
Throat width (in.)	9.2	9.2	9.2
Shred size (in.)	1/8	1/4	1/8 x 1 5/8
Sheet capacity	Up to 19	Up to 26	Up to 14
Security Level <b>DIN 32757</b>	2	1	3
Waste bin volume (gal.)	9.6	9.6	9.6
24 hours continuous duty motor	●	●	●
Dimensions (WxDxH) (in.)	15.6 x 12 x 23.6	15.6 x 12 x 23.6	15.6 x 12 x 23.6



www.elcoman.it



## 2 shredder functions



26  
SHEETS

### 1: STANDARD SHREDDING:

Shred up to 26 sheets of paper at a time through the wide, convenient throat.



### 2: SHRED CDs, DVDs, CREDIT CARDS AND OTHER MEDIA:

Lift the cover and insert your media into the dedicated throat. Close the cover and the machine automatically shreds the material.



### TWO SEPARATE SETS OF CUTTING BLADES:

One for paper and one for CD's, DVD's and Credit Cards.



### 4: MOBILE PROTECTION SYSTEM:

Encloses the second cutting throat and eases in the removal of jams and blockages. Also utilizes auto safety-stop.

### "ENERGY SMART" Personal and Office Shredder with Mobile Protection System and 2 Cutting Knives





- MOBILE PROTECTION SYSTEM: With transparent opening lid and automatic suspension closing.
- 2 Shredder Functions: Standard paper input and one media input (CDs, DVDs, etc.)
- 2 Separate Sets of Cutting Blades: One for paper and one for media (CDs, DVDs, etc.)
- Double Waste Bin: Separates shredded material by type.
- Dual electronic sensors cut off machine operation when lid is raised.
- Wide throat for convenient paper shredding.
- Available in four unique models.
- Shreds up to 26 sheets of paper at a time.
- "Energy-Smart" Power Management System: Zero power consumption in stand-by mode.
- 24 Hour Continuous Duty Motors: No duty cycle or timed cool down periods. Some models feature low noise/high performance motor.
- Automatic Start/Stop through electronic eyes.
- Automatic Stop for bin removal.



2 distinct integrated removable bins for separating shredded paper and plastic from CD-ROMs, DVDs and Credit Cards. Transparent window on the front makes it simple to check the level in each bin. No need for plastic bin bags

### Kobra+2

The KOBRA +2 line offers its user an unprecedented level of versatility. With capacities up to 26 sheets and the mobile protection system, the +2 is the perfect addition to a professional work environment. The KOBRA +2 comes equipped with two sets of cutting blades. The first, for standard paper input, allows for convenient front entry and high capacities. The second entry, designed specifically for media (CDs, DVDs, credit cards, etc.) feeds its shredded material into a separate waste container. The double-waste bin feature provides the user with ease in the disposal of recycled material. Further enhancing the practicality of this machine is its "Energy Smart" Power Management System, which uses nearly zero power in stand-by mode.

	 Kobra+2 S4	 Kobra+2 S7	 Kobra+2 SS4	 Kobra+2 SS7
Throat width (in.)	9.2	9.2	9.2	9.2
Shred size (in.) Paper	1/8	1/4	1/8	1/4
CD-ROM/DVD/cc	7/8	7/8	7/8	7/8
Sheet capacity	Up to 19	Up to 26	Up to 19	Up to 26
CD-ROM/DVD/cc	●	●	●	●
Security Level DIN 32757	2	1	2	1
Waste bin volume (gal.) Paper	9.6	9.6	9.6	9.6
CD-ROM/DVD/cc	.4	.4	.4	.4
Motor	continuous duty	continuous duty	low noise continuous duty	low noise continuous duty
Dimensions (WxDxH) (in.)	15.6 x 12 x 23.6	15.6 x 12 x 23.6	15.6 x 12 x 23.6	15.6 x 12 x 23.6





www.elcoman.it



## 3 shredder functions



14  
SHEETS

### 1: STANDARD SHREDDING:

Shred up to 26 sheets of paper at a time through the wide, convenient throat.



### 2: SHRED CDs, DVDs, CREDIT CARDS AND OTHER MEDIA:

Lift the cover and insert your media into the dedicated throat. Close the cover and the machine automatically shreds the data material.



### 3: SHRED CRUMPLED PAPER:

Simply lift the cover and throw crumpled paper into the machine. Close the cover and the special "Throw and Shred" system uses its automatic feeder, with revolving flaps, to shred the material.



### 4: MOBILE PROTECTION SYSTEM

Encloses the second cutting throat and eases in the removal of jams and blockages. Also utilizes auto safety-stop.

## "ENERGY SMART" Personal and office Cross-Cut Shredder with "THROW & SHRED" System

- Special "THROW AND SHRED" System with automatic feeder for shredding crumpled paper.
- Carbon Hardened Steel Cutting Knives
- 3 SHREDDER FUNCTIONS: Sheet Paper, Media (CDs, DVDs, Credit Cards etc.) and crumpled paper.
- 2 Separate sets of cutting blades: One for paper and one for Media (CDs, DVDs, Credit Cards etc.).
- Double Waste Bin: Separates shredded material by type.
- MOBILE PROTECTION SYSTEM: With transparent opening lid and automatic suspension closing.
- Wide throat for convenient paper shredding.
- Available in two cross-cut models
- Shreds up to 14 sheets of paper at a time
- "Energy-Smart" Power Management System: Zero power consumption in stand-by mode.
- 24 Hour Continuous Duty Motors: No duty cycle or timed cool down periods. Some models feature low noise/high performance motor.
- Automatic Start/Stop through electronic eyes.
- Automatic Stop for bin removal.



2 distinct integrated removable bins for separating shredded paper and plastic from CD-ROMs, DVDs and Credit Cards. Transparent window on the front makes it simple to check the level in each bin. No need for plastic bin bags

## Kobra+3 with "THROW AND SHRED"

The KOBRA +3 line is available in two distinctive cross cut models. With capacities up to 14 sheets and 24 hour continuous duty motors, the KOBRA +3 will exceed the needs of your busy office environment. The newest innovation on this model is "THROW AND SHRED" technology. This system utilizes rotating flaps as an automatic feeder, allowing the user to throw crumpled paper into the unit. With two separate sets of cutting blades, you can be sure that the disposal of shredded material will be done with ease. Keeping track of bin capacity is made simple with a front mounted bin window. Equipped with KOBRA's "ENERGY-SMART" technology, the +3 not only helps protect the environment by reducing CO2 emissions, but saves money in energy usage.



Kobra+3 C4



Kobra+3 CC4

	Kobra+3 C4	Kobra+3 CC4
Throat width (in.)	9.2	9.2
Shred size	Paper 1/8 x 1 5/8 CD-ROM/DVD/cc 7/8	1/8 x 1 5/8 7/8
Sheet capacity	Up to 14	Up to 14
CD-ROM/DVD/cc	●	●
Crumbled paper	●	●
Security Level DIN 32757	3	3
Waste bin volume (gal.) Paper	9.6	9.6
CD-ROM/DVD/cc	.4	.4
Motor	continuous duty	low noise continuous duty
Dimensions (WxDxH) (in.)	15.6 x 12 x 23.6	15.6 x 12 x 23.6



Special "THROW AND SHRED" System with automatic feeder for shredding crumpled paper



www.elcoman.it

# Kobra 240



## Multi-Purpose and Multimedia "Energy Smart" shredder

- Compact and strong shredder with very high performances
- Available in 6 different versions in straight cut, cross cut or high security cut
- "Energy Smart": zero consumption in stand-by mode
- Automatic Start/Stop through electronic eyes with stand-by function
- Automatic Stop when waste bin is out with light signal
- Does not require plastic bags
- Carbon hardened cutting knives take staples and paper clips
- Heavy duty chain drive with steel gears "SUPER POTENTIAL POWER UNIT" (all models)
- Equipped with a special double waste bin to separate shredded paper from plastic shreds (KOBRA 240 SS4/SS5)

CAPACITY UP TO 29 SHEETS  
"ENERGY SMART"  
"SUPER POTENTIAL POWER UNIT"  
24 HOURS CONTINUOUS DUTY MOTOR  
AUTOMATIC START/STOP  
THROUGH ELECTRONIC EYES  
CONVENIENT 9.5 GALLON WASTE BIN




"ENERGY SMART" management system with illuminated indicators for zero power consumption in stand-by mode



Special designed carbon hardened cutting knives can shred CD-Roms, DVDs, Floppy Disks and paper (KOBRA 240 SS4 e KOBRA 240 SS5)



Automatic Start/Stop through electronic eyes. Safety stop light indicator for bin out. Integrated flap for CDs, DVDs, Floppy Disks and Credit Cards shredding



Removable environmentally friendly Double Waste Bin equipped with an integrated special mechanism separating plastic shreds from shredded paper. Does not require plastic bags (KOBRA 240 SS4, KOBRA 240 SS5)



## KOBRA 240

The KOBRA 240 line includes a variety of 6 models available with straight cut, cross cut or high security cut featuring outstanding performances. The KOBRA 240 can shred almost any job with its powerful continuous duty motor and the sturdy steel gears and metal chain "Super Potential Power Unit" driving system. Not to mention the unbelievable performance of the Multimedia shredders KOBRA 240 SS4 and KOBRA 240 SS5 which can shred CD-Roms, DVDs, Floppy Disks, paper, clips and staples. All models are equipped with the "ENERGY SMART" system with efficient optically illuminated indicators for zero power consumption in stand-by mode and environmental protection.

	Kobra 240 SS2	Kobra 240 SS4	Kobra 240 SS5	Kobra 240 C2	Kobra 240 C4	Kobra 240 HS
Throat width (in.)	9.5	9.5	9.5	9.5	9.5	9.5
Shred size (in.)	3/32	1/8	1/4	3/32 x 5/8	1/8 x 1 1/8	1/32 x 7/16/.8x5mm
Sheet capacity	Up to 15 1 Credit Card	Up to 23 2 Credit Cards 1 CD-ROM 1 Floppy-Disk	Up to 30 3 Credit Cards 1 CD-ROM 1 Floppy-Disk	Up to 10 1 Credit Card	Up to 15 1 Credit Card	Up to 8/ Up to 6
Security Level DIN 32757	3	2	2	4	3	5/6
Waste bin volume (gal.)	9.5	9.5	9.5	9.5	9.5	9.5
24 hours continuous duty motor	●	●	●	●	●	●
Dimensions (WxDxH) (in.)	14.5 x 13 x 22	14.5 x 13 x 22	14.5 x 13 x 22	14.5 x 13 x 22	14.5 x 13 x 22	14.5 x 13 x 22



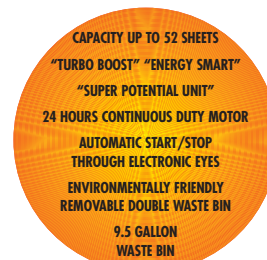
www.elcoman.it

# Kobra 240 Turbo Boost



## Multi-Purpose and Multimedia "Energy Smart" shredder

- Compact and strong shredder with very high performances
- Two models available in straight cut and two models available in cross cut
- "Turbo Boost" system for extra shredding capacity
- "Energy Smart": zero power consumption in stand-by mode
- Automatic Start/Stop through electronic eyes
- Automatic stop when waste bin is out with light signal
- Does not require plastic bags
- Carbon hardened cutting knives for Floppy Disks, CDs, DVDs and Credit Cards shredding
- Heavy duty chain drive with steel gears "SUPER POTENTIAL POWER UNIT" (all models)
- Equipped with a special Double Waste Bin to separate plastic shreds from shredded paper (all models)



Kobra 240 C2 Turbo

Kobra 240 SS4 Turbo

Kobra 240 C4 Turbo

Kobra 240 SS5 Turbo



Illuminated optical indicators with "ENERGY SMART" system for zero power consumption in stand-by mode and environmental protection

**+30%  
POWER**

By pressing the Turbo switch the shredding capacity of the machine is increased by 30%

Sturdy heavy duty chain drive with steel gears





## KOBRA 240 Turbo Boost

KOBRA 240 "Turbo Boost" shredders carry the latest and most advanced developments in the office paper shredder technology. Unbelievable performances: through the exclusive "Turbo Boost" system, this range of KOBRA shredders features unmatched shredding capacities both in straight-cut or cross-cut cutting systems.

The "Energy Smart" management system with optical indicators is a standard on the Turbo Boost shredders for zero power consumption in stand-by mode. Powerful continuous duty motors and the sturdy steel gears with heavy duty chain drive "Super Potential Power Unit" ensure service free operation without duty cycles or overheatings.

All Turbo shredders can shred paper, Floppy Disks, CDs, DVDs and Credit Cards separating plastic shreds from shredded paper. The technical data on the bottom of this page clearly demonstrates the technological advantage of the KOBRA 240 Turbo shredders compared to other similar products available on the market.

Removable environmentally friendly Double Waste Bin equipped with an integrated special mechanism separating plastic shreds from shredded paper. Does not require plastic bags (All models)

				
	Kobra 240 SS4 Turbo	Kobra 240 SS5 Turbo	Kobra 240 C2 Turbo	Kobra 240 C4 "Turbo Boost"
Throat width (in.)	9.5	9.5	9.5	9.5
Shred size	1/8	1/4	3/32 x 5/8	1/8 x 1 1/8
Sheet capacity	Up to 23 + 30% 2 Credit Cards 1 CD-ROM 1 Floppy-Disk	Up to 37 + 30% 3 Credit Cards 1 CD-ROM 1 Floppy-Disk	Up to 13 + 30% 1 Credit Card	Up to 17 + 30% 1 Credit Card
Security Level DIN 32757	2	2	4	3
Waste bin volume (gal.)	9.5	9.5	9.5	9.5
24 hours continuous duty motor	●	●	●	●
Dimensions (WxDxH) (in.)	14.5 x 13 x 22	14.5 x 13 x 22	14.5 x 13 x 22	14.5 x 13 x 22





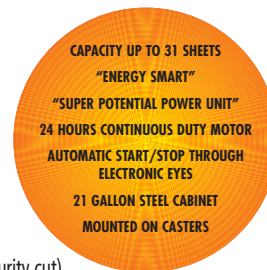
www.elcoman.it

# Kobra 260



## Mid-size Multimedia "Energy Smart" shredder

- Medium sized office shredder with big features
- Available in 6 unique versions: straight cut, cross cut and high security cut
- "Energy Smart": zero consumption in stand-by mode
- Automatic start/stop through electronic eyes
- Automatic stop with light signal for bag full and open door
- Available with computer forms top shelf
- Cutting head takes staples and paper clips
- Heavy duty chain drive with steel gears "SUPER POTENTIAL POWER UNIT" (all models)
- 85 liters high quality steel cabinet (capacity of 1000 sheets in straight cut or 6000 sheets in High Security cut)



Illuminated optical indicator shows status of the "ENERGY SMART" management system for zero power consumption in stand-by mode. Integrated flap facilitates shredding of CDs, DVDs, Floppy Disks and Credit Cards



Carbon hardened cutting knives unaffected by staples and clips









Front door for easy emptying of collecting bag



## KOBRA 260

Whether you choose one of the 6 strip cut or cross cut models, the KOBRA 260 works hard to destroy private information created in the office.

The wide 260 mm. throat makes it easy to shred computer paper with tractor-feed margins and the high quality steel cabinet holds a higher volume of shredded materials. KOBRA 260 series are equipped with the "ENERGY SMART" software along with optical indicators for automatic zero power consumption in Stand-by mode and the "SUPER POTENTIAL POWER UNIT" driving system for longlasting and service free shredding operations.

						
	Kobra 260 S2	Kobra 260 S4	Kobra 260 S5	Kobra 260 C2	Kobra 260 C4	Kobra 260 HS/HS6
Throat width (in.)	10.25	10.25	10.25	10.25	10.25	10.25
Shred size	3/32	1/8	1/4	3/32 x 5/8	1/8 x 1 1/8	1/32 x 7/8 / .8 x 5mm
Sheet capacity	Up to 16 1 Credit Card	Up to 26	Up to 31 1 Credit Card 1 CD-ROM 1 Floppy-Disk	Up to 10 1 Credit Card	Up to 17 1 Credit Card	Up to 8 / Up to 6
Security Level DIN 32757	3	2	2	4	3	5/6
Waste bag volume (gal.)	21	21	21	21	21	21
24 hours continuous duty motor	●	●	●	●	●	●
Dimensions (WxDxH) (in.)	17 x 12.25 x 32.5	17 x 12.25 x 32.5	17 x 12.25 x 32.5	17 x 12.25 x 32.5	17 x 12.25 x 32.5	17 x 12.25 x 32.5



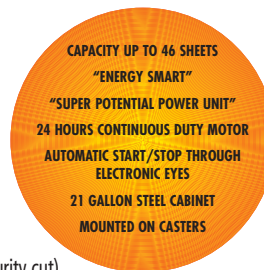
www.elcoman.it

# Kobra 300



## Mid-size Multimedia "Energy Smart" shredder

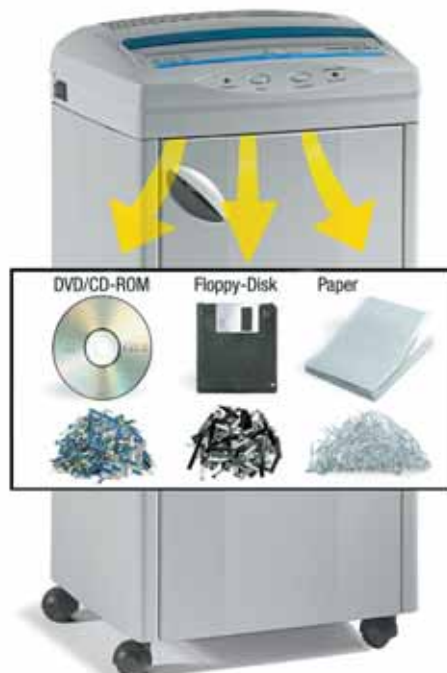
- High performances office shredder
- Available in 5 different versions: straight-cut, cross-cut and High Security cut
- "Energy Smart": zero consumption in stand by mode
- Automatic Start/Stop through electronic eyes
- Automatic stop with light signal for bag full and open door
- Available with computer forms top shelf
- Cutting head takes staples and paper clips
- Heavy duty chain drive with steel gears "SUPER POTENTIAL POWER UNIT" (all models)
- 85 liters high quality steel cabinet (capacity of 1000 sheets in straight cut or 6000 sheets in High Security cut)



Integrated sliding flat makes Floppy Disks, CDs, DVDs and Credit Cards shredding easy. Illuminated optical indicator of the "ENERGY SMART" system








Computer forms top shelf to save office space (Space Saving Design)



### KOBRA 300

The KOBRA 300 range of office shredders has been developed to achieve outstanding shredding performance. A double motor drive technology operating in conjunction with two "SUPER POTENTIAL POWER UNITS" and the large entry paper opening allow easy and quick shredding of every paper size at the office with a variety of 6 different available security levels. No matter what type of media your data is on, paper, CDs, Floppy Disks, ID cards, the KOBRA 300 shredders will deliver the security level required for your application. The "Energy Smart" management system monitors the power consumption on all KOBRA 300 models for energy cost savings and for environmental protection by reducing emission of carbon dioxide (CO<sub>2</sub>).

Model KOBRA 300 SS5 can shred up to 46 sheets of paper in one pass while the High Security model KOBRA 300 HS shreds up to 12 sheets in one pass. The KOBRA 300 range meets security levels for commercial applications to levels specifically needed by Military and Government offices.

					
	Kobra 300 SS4	Kobra 300 SS5	Kobra 300 CC2	Kobra 300 CC4	Kobra 300 HS/HS6
Throat width (in.)	12	12	12	12	12
Shred size	1/8	1/4	3/32 x 5/8	1/8 x 1 1/8	1/32 x 7/16 / .8 x 5mm
Sheet capacity	Up to 34 1 Credit Card 1 CD-ROM 1 Floppy-Disk	Up to 46 1 Credit Card 1 CD-ROM 1 Floppy-Disk	Up to 17 1 Credit Card	Up to 24 1 Credit Card 1 CD-ROM	Up to 8 / Up to 6
Security Level DIN 32757	2	2	4	3	5/6
Waste bag volume (gal.)	21	21	21	21	21
24 hours continuous duty motor	●	●	●	●	●
Dimensions (WxDxH) (in.)	17 x 12.25 x 32.5	17 x 12.25 x 32.5	17 x 12.25 x 32.5	17 x 12.25 x 32.5	17 x 12.25 x 32.5



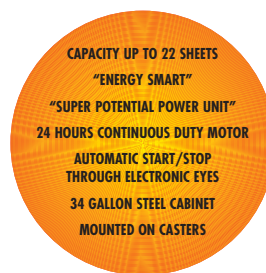
www.elcoman.it

# Kobra 385



## EDP and office shredder

- Designed to shred EDP printouts
- Available in 4 versions with three different shred sizes, straight-cut or cross-cut
- "Energy Smart": zero consumption in stand-by mode
- S4 and SS4 available in the following versions: table top computer forms shredder, with an enclosed standard cabinet or with a sliding "bellow", with a unique desk-mounting assembly
- Automatic Start/Stop through electronic eyes with stand-by function
- Automatic stop when shred bag is full and electronic door safety switch
- Available with an adjustable computer forms top shelf
- Cutting head takes staples and paper clips
- Heavy duty chain drive with steel gears "SUPER POTENTIAL POWER UNIT" (KOBRA 385 SS4, C2, C4)
- 34 gallon high quality steel cabinet







Available with "desk mounting assembly"  
(only S4 and SS4 version)



Table top computer forms shredder  
(only S4 and SS4 version)

## KOBRA 385

A powerful computer forms shredder ideally suited for all possible needs. Equipped with 24 hours continuous duty motor, it is available in four versions and three different shredding sizes for versatility which fits any office. All models are equipped with the "ENERGY SMART" management system.

				
	Kobra 385 S4	Kobra 385 SS4	Kobra 385 C2	Kobra 385 C4
Throat width (in.)	15.25	15.25	15.25	15.25
Shred size	1/8	1/4	3/32 x 5/8	1/8 x 1 1/8
Sheet capacity	Up to 15 1 Credit Card	Up to 32 2 Credit Cards 1 CD-Rom 1 Floppy Disk	Up to 11 1 Credit Card	Up to 17 1 Credit Card
Security Level DIN 32757	2	2	4	3
Waste bag volume (gal.)	34	34	34	34
24 hours continuous duty motor	●	●	●	●
Dimensions (WxDxH) (in.)	22.75 x 13.75 x 33.5	22.75 x 13.75 x 33.5	22.75 x 13.75 x 33.5	22.75 x 13.75 x 33.5





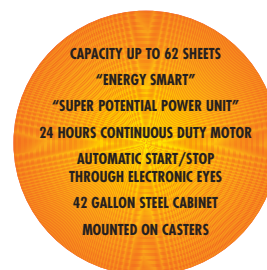
www.elcoman.it

# Kobra 390-400




## Heavy duty "Energy Smart" office shredder

- High volume paper shredder
- Available in 6 different versions with straight or cross cut or high security mechanism
- Big shredding capacity
- "ENERGY SMART": zero power consumption in stand-by mode
- Automatic Start/Stop through electronic eyes
- Automatic stop when shred bag is full and electronic door safety switch
- Automatic stop and reverse in case of paper jams
- Carbon hardened cutting head takes staples and clips
- Heavy duty chain drive with steel gears "SUPER POTENTIAL POWER UNIT" (all models)
- 42 gallon high quality steel cabinet



"ENERGY SMART" Illuminated optical indicator for zero power consumption in stand by mode and environmental protection



Adjustable computer forms top shelf (Space Saving Design). Integrated sliding flap makes Floppy Disks, CDs, DVDs and Credit Cards shredding easy



"State of the Art" electronic includes the "ENERGY SMART" software and shredder functions control









Waste bag easy to remove (160 liters)



## KOBRA 390-400

The KOBRA 390-400 line is designed to shred large quantities of paper. The KOBRA 390 shredders are designed to shred large quantities of computer print-outs, while the high performances of the straight cut and cross cut models of the KOBRA 400 satisfy even the most demanding customers. KOBRA 390-400 line features quiet operation, top quality and excellent performance. All models are equipped with the "ENERGY SMART" management system with illuminated optical indicator for zero power consumption in stand by mode. Models KOBRA 400 C2 and 400 C4 reduce the volume of the shredded material through their special cross cut cutting mechanism which maintains high shredding capacities while KOBRA 400 H56 may be the most powerful high security shredder today available on the market.

						
	Kobra 390 S5	Kobra 390 C4	Kobra 400 S5	Kobra 400 C2	Kobra 400 C4	Kobra 400 H56
Throat width (in.)	16	16	16	16	16	16
Shred size	1/4	1/8 x 1 1/2	1/4	3/32 x 5/8	1/8 x 1 1/2	.8 x 5 mm
Sheet capacity	Up to 33 3 Credit Cards 1 CD-ROM 1 Floppy-Disk	Up to 26 2 Credit Cards 1 CD-ROM 1 Floppy-Disk	Up to 60 5 Credit Cards 3 CD-ROMs 2 Floppy-Disks	Up to 29 2 Credit Cards 1 CD-ROM	Up to 46 4 Credit Cards 2 CD-ROMs 2 Floppy-Disk	Up to 14
Security Level DIN 32757	2	3	2	4	3	6
Waste bag volume (gal.)	42	42	42	42	42	42
24 hours continuous duty motor	●	●	●	●	●	●
Dimensions (WxDxH) (in.)	23.5 x 19 x 36.5	23.5 x 19 x 36.5	23.5 x 19 x 36.5	23.5 x 19 x 36.5	23.5 x 19 x 36.5	23.5 x 19 x 36.5



www.elcoman.it

# Kobra HS

## High security shredders

- "ENERGY SMART" Power System: Zero power consumption in stand-by mode.
- Suitable to shred "Secret" and "Top Secret" Documents.
- Automatic start/stop through electronic eyes.
- Heavy duty chain drive with steel gears
- 24 Hour Continuous Duty operation without overheating and duty cycles.

LEVEL 5 - LEVEL 6 HIGH SECURITY CUT  
"ENERGY SMART"  
"SUPER POTENTIAL POWER UNIT"  
24 HOURS CONTINUOUS DUTY MOTOR  
AUTOMATIC START/STOP  
THROUGH ELECTRONIC EYES

KOBRA 240 HS



- Suited to shred low and medium volumes of "classified" and "Top Secret" documents
- 9.5 gallon removable waste bin. Does not require plastic bags

KOBRA 260 HS



- Ideally suited to shred medium volumes of "classified" and "Top Secret" documents
- 21 gallon high quality steel cabinet

KOBRA 260 HS-2



- Powerful high security shredder with a combined power of 2 motors for medium-high volumes of "classified" and "Top Secret" documents
- Can be equipped with an emergency manual system to shred paper in case of power black out
- 21 gallon cabinet

KOBRA 300 HS



- Powerful high security shredder with a combined power of 2 motors for medium-high volumes of "classified" and "Top Secret" documents
- 21 gallon high quality steel cabinet



Removable 9.5 gallon waste bin for easy disposal of shredded materials.



"ENERGY SMART" Power Management System with illuminated indicators, for zero power consumption in stand-by mode.

Kobra 260 HS-2

Kobra 300 HS



Kobra 260 HS

Kobra 240 HS

## KOBRA HS

High security shredders for "Classified" and "Top Secret" documents. All models equipped with the "ENERGY SMART" management system for zero power consumption in stand-by mode and with heavy duty chain drive and steel gear.

**High security (Level 5)** The 0,8 X 9,5 mm. high security cut meets the highest security standards for shredding of "Classified" and "Top Secret" documents combined with maximum shredding performances.

A special cutting system built with 1,200 components can shred a single A4 sheet of paper in about 10,000 micro-chips which becomes absolutely unreadable even if special electronic optical microscopes are used. Tested and approved by many International Governments and Military Bodies these shredders are also being used by the US Department of States, the CIA and the National Security Agency. Model KOBRA 260HS-2 is featuring a special dedicated manual mechanism which allows to shred "Top Secret" documents in case of no power supply (emergencies, military or terrorism attacks).

**High security (Level 6)** All High Security models are available with the new High Security cut of 0,8 X 5 mm. which meets the latest shredding Standards issued by the National Security Agency (NSA/CSS Specification 02-01) of the US Government. An A4 sheet of paper is shredded into 16.500 micro-shreds.

Manual crank, a standard feature on the 260 HS-2, to shred documents in case of power loss.



Available KOBRA Accu-Flow Automatic Oiling System eliminates the need for manual lubrication.



Kobra 240 HS/HS6



Kobra 260 HS/HS6



Kobra 260 HS-2/HS-2/6



Kobra 300 HS/HS6

	Kobra 240 HS/HS6	Kobra 260 HS/HS6	Kobra 260 HS-2/HS-2/6	Kobra 300 HS/HS6
Throat width (in.)	9.5	10.25	10.25	12
Shred size	1/32 x 7/16] .8x5mm	1/32 x 7/16] .8x5mm5	1/32 x 7/16] .8x5mm	1/32 x 7/16] .8x5mm
Sheet capacity	Up to 8 / Up to 6	Up to 8 / Up to 6	Up to 12 / Up to 10	Up to 12 / Up to 10
Security Level DIN 32757	5/6	5/6	5/6	5/6
Waste bag volume (gal.)	9.5	17	22.5	21
24 hours continuous duty motor	●	●	●	●
Dimensions (WxDxH) (in.)	14.5 x 13 x 22	17 x 12.25 x 27.5	19.75 x 15 x 33.5	17 x 12.25 x 27.5



www.elcoman.it

# Kobra 400 HS6 Auto-Oiler



## "ENERGY SMART" Auto Oiler High Security shredder

- "ENERGY SMART" Power System: Zero power consumption in stand-by mode.
- Suitable to shred "Secret" and "Top Secret" Documents.
- Available in two different particle sizes.
- "ACCU-FLOW" Automatic Oiling System: Eliminates the need to manually lubricate the shredder, protects the blades and ensures maximum performance.
- Automatic Start/Stop through electronic eyes.
- Heavy duty chain drive with steel gears.
- 24 Hour Continuous Duty operation with no overheating or duty cycles, preventing tedious cool down periods.
- 42 gallon waste bin capacity with 15,000 sheet capacity.

LEVEL 5-LEVEL 6 HIGH SECURITY CUT  
CAPACITY UP TO 19 SHEETS  
"AUTOMATIC OILER" "ENERGY SMART"  
"SUPER POTENTIAL POWER UNIT"  
24 HOURS CONTINUOUS DUTY MOTOR  
AUTOMATIC START/STOP  
THROUGH ELECTRONIC EYES  
42 GALLON STEEL CABINET  
MOUNTED ON CASTERS



### "ACCU-FLOW" Automatic Oiler

Special integrated oiling system automatically lubricates the high security cutting head. This ensures blade protection and maximum performance.



Kobra 400 HS6 Auto-Oiler

### Kobra 400 HS6 "ACCU-FLOW"

The powerful KOBRA 400 HS6 equipped with automatic oiling system offers its user the highest available security. Available in "Secret" or "Top Secret" versions, these machines utilize "floating head" technology. This design, unlike nearly all of its competition, is composed of individual teeth. This differs from other high security models which are single piece, brittle cutting heads, prone to cracking and damage. Damaging the head of any KOBRA High Security Shredder does not require costly head replacement. The KOBRA 400 HS6 also boasts the "ENERGY SMART" Power Management System, which uses zero power consumption in stand by mode. The KOBRA 400 HS6 has been tested and approved by many international governments and military bodies. It is approved for NSA 02-01 Specification. If your application requires a practical unit for high-volume, top secret applications, there simply is no competition to the KOBRA 400 HS6.

"ENERGY SMART" Illuminated Indicators show zero power consumption in stand-by mode.



Kobra 400 HS6 Auto-Oiler

Throat width (in.)	16
Shred size	.8 x 5
Sheet capacity	Up to 14
Security Level DIN 32757	6
Waste bag volume (gal.)	42
24 hours continuous duty motor	●
Dimensions (WxDxH) (in.)	23.5 x 19 x 36.5





www.elcoman.it

# Kobra HS-OM Optical Media



## Optical Media High Security shredders with Automatic Oiler

- Two models suitable for optical media high security shredding (KOBRA 400HS-OM) and for the combination of paper and optical media (KOBRA 400HS-Combi)
- Special 1.5 x 2.5 mm. cutting system for optical media.
- KOBRA 400 HS-Combi is available in two different cut sizes (NSA Level 5 & 02-01)
- "ACCU-FLOW" Automatic Oiler automatically lubricates cutting knives and eliminates the need for manual lubrication.
- "ENERGY-SMART" Power Management System: Uses zero power consumption in stand-by mode.
- Automatic Start/Stop through electronic eyes.
- Heavy duty chain drive with steel gears.
- 24 Continuous Duty operation with no overheating or duty cycles.
- Strong and re-usable plastic bag for destroyed optical media.
- High quality steel cabinet on casters for easy movement.
- Does not require a dedicated line (standard office outlet)

HIGH SECURITY CUT  
CAPACITY UP TO 3,000  
OPTICAL MEDIA PER HOUR  
"AUTOMATIC OILER" "ENERGY SMART"  
"SUPER POTENTIAL POWER UNIT"  
POWERFUL 24 HOURS CONTINUOUS DUTY  
2.100 WATT MOTOR  
AUTOMATIC START/STOP  
THROUGH ELECTRONIC EYES  
STEEL CABINET  
MOUNTED ON CASTER

5.2 in. throat for easy insertion of  
optical media (CDs, DVDs, Credit Cards,  
Blue Ray, etc.)



**2 bags** separate plastic shreds from paper  
shreds: 80 liter strong re-usable bag for  
CD, DVD, Blue-Ray and credit card shreds  
and a 110 liter recyclable bag for  
paper shreds  
(Kobra 400HS-COMBI)



Kobra 400 HS-OM

Kobra 400 HS-COMBI

**"ACCU-FLOW" Automatic Oiler:**  
Special integrated oiling system  
automatically lubricates the high security  
cutting head. This ensures blade protection  
and maximum performance.



**Two Separate Sets of Cutting Blades:**  
Dedicated cutting knives for the destruction  
of both paper and optical media.

## Kobra 400 HS-OM & Kobra 400 HS-COMBI

For your optical media destruction needs, KOBRA offers a range with unparalleled practicality, performance and efficiency. This line offers nearly unlimited versatility for your high security shredding applications. With two available models, both equipped with KOBRA's "ENERGY-SMART" Technology, the 400 HS and 400 HS-Combi allow its user to safely destroy their top secret materials, protect the environment and save on energy cost. While the KOBRA 400HS-OM is the perfect choice for the destruction of optical media, the KOBRA 400HS-Combi allows its operator to shred paper in addition to optical media. The Combi utilizes two sets of dedicated cutting knives and two entry throats for the destruction of both types of materials. Both the KOBRA 400HS-OM and KOBRA 400HS-Combi are equipped with special integrated automatic oiling systems. KOBRA's "ACCU-FLOW" Automatic Oiling System ensures maximum input capacities and protects the unit's cutting knives. This feature and KOBRA's world-renown reputation guarantee the ultimate in high security document destruction.



Kobra 400 HS-OM



Kobra 400 HS-OM COMBI



	Kobra 400 HS-OM	Kobra 400 HS-OM COMBI	
Throat width (in.)	5.2	5.2 Optical Media	9.5 Paper
Shred size (in.)	1.5 x 2.5	1.5 x 2.5	1/32 x 7/16
Sheet capacity			Up to 14
CD-ROM/DVD/cc	•	•	•
Security Level	DIN 32757 "Top Secret"	"Top Secret"	6
Waste bin volume (gal.)	20 (re-usable)	20 (re-usable)	28
24 hours continuous duty motor	•		•
Dimensions (WxDxH) (in.)	23.6 x 19 x 36.5	23.6 x 19 x 36.5	



www.elcoman.it

# Kobra 400 WB



## Centralized shredder

- Ideally suited to shred documents and paper coming from office waste baskets and/or EDP printout paper.
- High cross cut shredding capacity which reduces the volume of shredded materials.
- Electronic Start/Stop with Stand-by function. Also features manual operation mode, for continuous shredding.
- Automatic mechanical feeding system utilizes revolving flaps to feed materials into cutting head.
- Automatic stop with light signal for bag full and open door.
- Automatic Reverse System, in case of jamming
- 42 gallon waste bag for easy removal of shredded materials.
- Carbon hardened steel cutting knives unaffected by staples and clips.
- "SUPER POTENTIAL POWER UNIT": Heavy duty chain drive with steel gears.
- Steel cabinet mounted on casters.

CAPACITY UP TO 48 SHEETS  
24 HOURS CONTINUOUS DUTY MOTOR  
"SUPER POTENTIAL POWER UNIT"  
AUTOMATIC START/STOP  
THROUGH ELECTRONIC EYES  
160 LITERS STEEL CABINET  
MOUNTED ON CASTERS



*The KOBRA 400WB, with its hopper, allows its user to simply empty the contents of their waste paper basket directly into the machine.*



*Automatic mechanical feeding system with revolving flaps.*

## KOBRA 400 WB

If your office requires the centralized destruction of both paper and the contents of waste paper baskets, the KOBRA 400 WB is the most logical choice. With its carbon hardened cutting knives, cross cut shred type, steel gears and chain drive, the KOBRA 400 WB is the pinnacle of heavy duty paper shredding. Mounted on casters for ease of motion and requiring no dedicated line, the KOBRA 400 WB was designed with practicality in mind. If your needs require a standard paper shredding, simply feed your paper into the front paper throat. With the 400WB's automatic mechanical feeding system, destroying the confidential information in your office's waste paper baskets has never been so easy. With either input option, the powerful continuous duty motor will ensure its complete destruction. This practical shredder is the ideal solution for any business requiring power, efficiency and versatility.



Kobra 400 WB

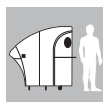
Throat width (in.)	16
Shred size	1/8 x 1 1/2
Sheet capacity	Up to 46
Security Level DIN 32757	3
Waste bag volume (gal.)	42
24 hours continuous duty motor	●
Dimensions (WxDxH) (in.)	23.5 x 19 x 36.5





www.elcoman.it

# Kobra Cyclone



## Multi-Purpose high volume industrial shredder

- Specially designed for large quantities of paper, cardboard, carton boxes, Floppy Disks, CDs, DVDs, Credit Cards and even aluminium cans and plastic bottles
- Innovative shredding system based on a turbine combined with High Speed Rotating Blades delivers any level of security and bulk reduction required for the application
- Shreds up to 500 sheets of paper at a time regardless of the particle size
- Shredding output up to 420 Kg (940 lbs) of paper per hour (Theoretical Output)
- Particle size (security level) can be changed easily at any time to meet the required security level for the material being shredded
- No oiling of cutting knives. No lubrication. Easy to use without any maintenance operation
- Shredding system based on air flow delivers the highest level of reliability
- Just drop up to 500 sheets of paper into the turbine chamber and leave it to the Cyclone. The Cyclone will get the job done. The Kobra Cyclone does it all quickly and with no jams. It also turns automatically off when shredding is completed for maximum energy and time efficiency
- Delivered with built-in trolley for easy transport and replacement of the disposal bag



Rear window for easy checking of waste bag level



Plastic bags can be easily removed and disposed of assisted by the built-in-trolley

## KOBRA CYCLONE

Kobra Cyclone is the ultimate development in shredding technology. Blades rotating at a very high speed combined with the power of a turbine providing the unit with an airflow allow the shredding of up to 500 sheets of paper at a time as well as the shredding of many other types of materials into 5 different available particle sizes.

The size of the particles (Security Level) can be chosen when ordering the machine and it will always be possible to change the Security Level any time after installation of the unit with a simple operation to adapt to any shredding need.

Shredding capacity of 500 sheets at a time remains unchanged with any Security Level installed in the machine. A rear window allows easy checking of waste bag level while plastic bags can be easily removed and disposed of assisted by the built-in-trolley.

Kobra Cyclone is also equipped with an integrated vacuum system specifically designed to provide the operator with clean and dust free shredding environment.

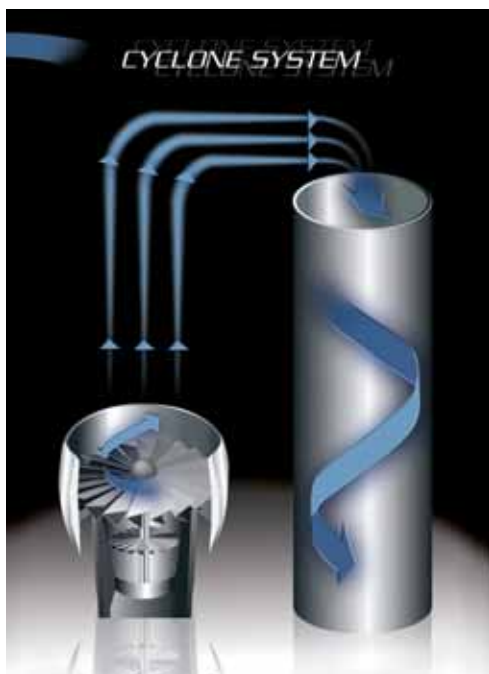
The Cyclone is built with a double insulated shredding chamber and special plastic outer housing enclosure for low noise operation.

Kobra Cyclone can reach an impressive shredding output of 420 Kg. (940 lbs) per hour (Theoretical Output) without requiring any oiling of cutting knives or special maintenance.

This makes the Kobra Cyclone easy to use for everybody at the office.



## KOBRA CYCLONE: how it works, the technology



*Kobra Cyclone can shred 500 sheets of paper at a time and Cardboard, Carton Boxes, Floppy Disks, CDs, DVDs, Credit Cards, Plastic Bottles and Aluminium Cans*

Kobra Cyclone is equipped with a turbine generating a high pressure air flow and sets of high speed rotating blades. By making the air stream spin, particles are subjected to centrifugal forces and deposited from the air flow into the disposal bag. This unique shredding system, delivers the highest shredding performance and efficiency along with maximum flexibility in choosing the correct Security and bulk reduction Level for a given application. Cyclone does not require the special maintenance and complicated oiling procedures that other machines with similar output rates do. Cyclone is designed for high volume shredding and maintenance free operation.

## Control panel




Kobra Cyclone is operated through a conveniently located and easy to use control panel. Just press the start button, throw the material into the large entry opening and leave.

Kobra Cyclone will automatically shred everything and go into stand-by mode when shredding is completed.

A Load Meter positioned in the center of the control panel measures the actual load on the turbine and on the rotating blades and shows the operator the availability of the shredding capacity at any time during intensive and continuous shredding jobs. By following the Load Meter indications the operator can take advantage of the full shredding output and power of the Kobra Cyclone.

## Available security levels

5 different Security Levels are available with the Kobra Cyclone. It is possible to switch the machine to any of the available Security Levels by a simple modification which takes only a few minutes. This unique feature allows the Cyclone to produce the output particles which meet the requirements of the most demanding applications in terms of bulk reduction, shredding speed and security. The highest Security Level (Level 6) sets the machine for high security shredding, maximum bulk reduction of shredded material and minimum shredding output per hour. At the other end of the spectrum the lowest Security Level sets the machine for minimum bulk reduction of shredded material and maximum shredding output per hour. Shredding capacity of the Kobra Cyclone will remain at 500 sheets regardless of the Security Level installed. The following chart is a helpful guide for choosing the correct set up on the Kobra Cyclone and it shows with a 1:1 ratio the available Security Levels and the suggested use of each Level according to shredding output per hour.



*High Security shredding for very classified documents. Military and Government use. Similar to Level 6 Security Level DIN 32757. Maximum bulk reduction of shredded material. Shredding output 70-80 Kg. (155-180 lbs) per hour (Theoretical Output)*

*High Security, suitable for Embassies, Military and Government offices. Similar to Level 5 Security Level DIN 32757. Very high bulk reduction of shredded material. Shredding output 100-120 Kg. (225-265 lbs) per hour (Theoretical Output)*

*Security Level suitable for destruction of classified documents. Similar to Level 4 Security Level DIN 32757. Increased bulk reduction of shredded material. Shredding output 200-230 Kg. (445-500 lbs) per hour (Theoretical Output)*

*This Security Level is suggested for most common commercial shredding jobs. Similar to Level 3 Security Level DIN 32757. Combines an excellent degree of security, bulk reduction of shredded material and shredding output. Shredding output 300-320 Kg. (670-715 lbs) per hour (Theoretical Output)*



*Low degree of bulk reduction of shredded paper. Shredding output 400-420 Kg. (900-940 lbs) per hour (Theoretical Output)*

# TECHNICAL DATA




Zero power consumption in stand-by mode

**KOBRA®**  
Shred

PERSONAL AND DESKSIDE SHREDDER							MULTI-PURPOSE AND MULTIMEDIA ENERGY SMART SHREDDER																
																							
KOBRA 30-50-100			KOBRA+1			KOBRA+2				KOBRA+3		KOBRA 240 KOBRA 240 TURBO BOOST					KOBRA 260						
S-30	S-50	S-100	SS4	SS7	CC4	S4	S7	SS4	SS7	C4	CC4	SS2	SS4	SS5	C2	C4	S2	S4	S5	C2	C4		
9	9	9	9.2	9.2	9.2	9.2	9.2	9.2	9.2	9.2	9.2	9.5	9.5	9.5	9.5	9.5	10.25	10.25	10.25	10.25	10.25		
1/8	1/4	1/8	1/8	1/4	1/8x1 5/8	1/8	1/8x1 5/8	1/8	1/4	1/8x1 5/8	1/8x1 5/8	0	1/8	1/4	3/32 x 5/8	1/8 x 1 1/8	3/32	1/8	1/4	3/32 x 5/8	1/8 x 1 1/8		
up to 6	up to 6	up to 12	up to 19	up to 26	up to 14	up to 19	up to 26	up to 19	up to 26	up to 14	up to 14	up to 15	up to 23 23 + 30%	up to 30 30 + 30%	up to 10 10 + 30%	up to 15 15 + 30%	up to 16	up to 26	up to 31	up to 10	up to 17		
2	2	2	2	1	3	2	1	2	1	3	3	3	2	2	4	3	3	2	2	4	3		
			●	●	●	●	●	●	●	●	●	●	●	●	●	●	●	●	●	●	●		
VARIABLE			5	5	7	VARIABLE		5	7	VARIABLE		5	7	5	7	5	7	5	7	5	7		
60	60	65	55	55	55	60	60	55	55	60	55	55	55	55	61	61	55	55	55	61	61		
		●	●	●	●	●	●	●	●	●	●	●	●	●	●	●	●	●	●	●	●		
		●	●		●	●	●	●	●	●		●		●		●		●		●			
													●	●		●		●	●				
	9.5	9.5	10.2	10.2	10.2	10.2	10.2	10.2	10.2	10.2	10.2	9.5	9.5	9.5	9.5	9.5	21	21	21	21	21		
115/60	115/60	115/60	115/60	115/60	115/60	115/60	115/60	115/60	115/60	115/60	115/60	115/60	115/60	115/60	115/60	115/60	115/60	115/60	115/60	115/60	115/60		
1/5	1/5	1/4	1/3	1/3	1/3	1/4	1/4	1/3	1/3	1/4	1/3	3/4	3/4	3/4	3/4	3/4	3/4	3/4	3/4	3/4	3/4		
●	●	●	●	●	●	●	●	●	●	●	●	●	●	●	●	●	●	●	●	●	●		
			●	●	●	●	●	●	●	●	●	●	●	●	●	●	●	●	●	●	●		
																	●	●	●	●	●		
			●	●	●	●	●	●	●	●	●	●	●	●	●	●	●	●	●	●	●		
●	●	●	●	●	●	●	●	●	●	●	●	●	●	●	●	●	●	●	●	●	●		
12.25	14.5	14.25	15.6	15.6	15.6	15.6	15.6	15.6	15.6	15.6	15.6	14.5	14.5	14.5	14.5	14.5	17	17	17	17	14.5		
8.25	15.75	13	12	12	12	12	12	12	12	12	12	13	13	13	13	13	12.25	12.25	12.25	12.25	12.25		
3.5	21	21	23.6	23.6	23.6	23.6	23.6	23.6	23.6	23.6	23.6	22	22	22	22	22	27.5	27.5	27.5	27.5	27.5		
4	11	23	29	29	31	26	26	29	29	29	31	31	31	31	40	40	66	66	66	74	74		
																	●	●	●	●	●		
																	●	●	●	●	●		

**KOBRA®** and "ENERGY SMART" are registered trademarks

"THROW AND SHRED" system is a international patent of ELCOMAN available only on KOBRA shredders 

**SUPER POTENTIAL POWER UNIT**  
Heavy duty chain drive with steel gears

"TURBO BOOST" system is a patent of ELCOMAN available only on KOBRA shredders



www.elcoman.it










Straight-cut



Cross-cut



HS high security

					EDP AND OFFICE SHREDDER						HEAVY DUTY SHREDDER				HIGH SECURITY LEVEL5 - LEVEL 6								CENTRA- LIZED	INDUSTRIAL				
																												
KOBRA 300					ENERGY SMART KOBRA 385				ENERGY SMART KOBRA 390		ENERGY SMART KOBRA 400			KOBRA ENERGY SMART			KOBRA ENERGY SMART		KOBRA AUTOMATIC OILER		HOPPER	KOBRA						
	SS4	SS5	CC2	CC4	S4	SS4	C2	C4	S5	C4	S5	C2	C4	240HS	260 HS	260 HS-2	300 HS	400 HS	400 HS-OM	400 HS-OM COMBI	400 WB	CYCLONE						
25	12	12	12	12	15.25	15.25	15.25	15.25	16	16	16	16	16	9.5	10.25	10.25	12	16	5.1	5.1 OM 9.5	16	13 x 9 (w x h)						
1/8	1/8	1/4	3/32 x 5/8	1/8x1 1/8	1/8	1/4	3/32x5/8	1/8x1 1/8	1/4	1/8x1 1/2	1/4	3/32x5/8	1/8x11/2	1/32 x 7/16 .8 x 5 mm	1/32 x 7/16 .8 x 5 mm	1/32 x 7/16 .8 x 5 mm	1/32 x 7/16 .8 x 5 mm	8 x 5 mm	--	.8 x 5 mm	1/8 x 1 1/2	see cyclone brochure						
to	up to 34	up to 46	up to 17	up to 24	up to 15	up to 32	up to 11	up to 17	up to 333	up to 26	up to 60	up to 29	up to 46	up to 8 up to 6	up to 8 up to 6	up to 12 up to 10	up to 13 up to 10	up to 14	--	up to 34	up to 46	500						
	2	2	4	3	2	2	4	3	2	3	2	4	3	5 02-01	5 02-02	5 02-03	5 02-04	5 02-05	top secret	6	3	see cyclone brochure						
	●	●	●	●	●	●	●	●	●	●	●	●	●	●	●	●	●	●	●	●	●	●						
	22	22	24	17	45	24	24	17	22	22	30	30	30	17	17	24 20	19	35	30	30	30	up to 940 lbs./hr						
	60	60	61	61	62	55	61	61	60	62	60	61	66	61	61	59	61	60	60	60	65	72/75						
	2	3	1	2	1	2	1	1	3	2	5	2	4						●	●	5	45,000 per hour						
	1	1		1		1			1	1	3	1	2						●	●	2	15,000 per hour						
	1	1				1			1	1	2		1								1	7,000 per hour						
	21	21	21	21	34	34	34	34	42	42	42	42	42	9.5	17	21	17/21	42	21	21 29	42	100						
60	115/60	115/60	115/60	115/60	115/60	115/60	115/60	115/60	115/60	115/60	115/60	115/60	115/60	115/60	115/60	115/60	115/60	115/60	115/60	115/60	115/60	220V 3 phase						
1	1 1/2	1 1/2	1 1/2	1 1/2	3/4	3/4	3/4	3/4	1 1/2	1 1/2	2.80	2.80	2.80	3/4	3/4	1 1/2	1 1/2	2.80	2.80	2.80	2.80	8						
	●	●	●	●	●	●	●	●	●	●	●	●	●	●	●	●	●	●	●	●	●							
	●	●	●	●			●	●	●	●	●	●	●	●	●	●	●	●	●	●	●							
	●	●	●	●	●	●	●	●	●	●	●	●	●		●	●	●	●	●	●	●							
	●	●	●	●	●	●	●	●	●	●	●	●	●	●	●	●	●	●	●	●	●							
	●	●	●	●	●	●	●	●	●	●	●	●	●	●	●	●	●	●	●	●	●							
5	17	17	17	17	22.75	22.75	22.75	22.75	23.5	23.5	23.5	23.5	23.5	14.5	17	19.75	17	23.5	23.5	23.5	23.5	32						
25	12.25	12.25	12.25	12.25	13.75	13.75	13.75	13.75	19	19	19	19	19	13	12.25	15	12.25	119	19	19	19	85						
5	32.5	32.5	32.5	32.5	33.5	33.5	33.5	33.5	36.5	36.5	36.5	36.5	36.5	22	17.5	33.5	27.5	36.5	36.5	36.5	64.5	84						
	68	68	80	80	91	91	97	97	106	124	202	235	224	45	79	117	88	243	242	216	242	1150						
●	●	●	●	●	●	●	●	●	●	●	●	●	●		●	●	●	●			●							
●	●	●	●	●	●	●	●	●	●	●	●	●	●	●	●	●	●	●	●	●	●	●						

**KOBRA®** shredders are built according to CE standards  
and carry the most international recognized safety marks





**KOBRA<sup>®</sup>**

# **GUILLOTINES TRIMMERS**









## **SUPER CUT SYSTEM**

All our KOBRA  
guillotines are  
equipped with  
our new "SUPER CUT" system  
featuring special  
carbon hardened steel  
blades unaffected by the  
wearing action of the materials  
to cut and, therefore, they  
provide longlasting cutting operations  
with the same cutting precision  
through the years.

Main feature of our KOBRA "SUPER CUT"  
system is the high quality 65° sharpening  
of the cutting blades which delivers smooth,  
accurate and reliable cuts.

The "SUPER CUT" system is a standard  
feature in the KOBRA guillotine line,  
from the KOBRA 360 EM up to the  
professional model KOBRA 550 AP.

"SUPER CUT" system:  
accuracy smoothness and durability.

\* This brochure shows which models are equipped with the "SUPER CUT SYSTEM"





www.elcoman.it

**KOBRA GUILLOTINES ARE  
DESIGNED FOR ALMOST  
ANY CUTTING JOB AND FOR  
A VARIETY OF MATERIALS.**

# Kobra Cut


## GUILLOTINES

**Kobra 360-EM  
Kobra 430-EM**



- High performances guillotines at an affordable cost
- Manual paper press with a built-in safety guard
- Carbon hardened steel precision blade and counterblade
- Adjustable back gauge
- Solid steel base with screen printed paper sizes in mm and inches

**Kobra 360-A  
Kobra 460-A**



- Convenient and easy to use
- Can do almost every cutting job
- Innovative automatic and progressive paper press
- Special transparent Lexan hand safety guard
- Adjustable back gauge
- Carbon hardened steel precision blade and counterblade
- Solid steel base with screen printed paper sizes in mm and inches
- High cutting capacity and extra large cutting width for model KOBRA 460-A

**Kobra 460-AP**



- Same features of model KOBRA 460-A
- Very easy to use
- Equipped with a high precision gear driven front paper bar for perfect paper alignment

**Kobra 550-AP**



- Professional guillotine with largest cutting width
- Easy and convenient to use
- Automatic paper press combined with precision gear driven paper stop front bar for perfect paper alignment and cutting accuracy
- Special transparent Lexan hand safety guard
- Solid steel base with screen printed paper sizes in mm and inches

*KOBRA guillotines are equipped with special longlasting steel blades and counter-blades. All guillotines are delivered with metal (360-EM) or Lexan hand safety guard for maximum safety.*

	Kobra 360-EM	Kobra 430-EM	Kobra 360-A	Kobra 460-A	Kobra 460-AP	Kobra 550-AP
Cutting width (in.)	14	17	14	18	18	22
Cutting capacity	Up to 18	Up to 18	Up to 27	Up to 27	Up to 27	Up to 36
Paper clamp	manual	manual	automatic	automatic	automatic	automatic
Safety guard	●	●	●	●	●	●
Dimensions (in.)	12 x 16	12 x 19	12 x 16	14 x 20	14.5 x 20	14.5 x 24
Weight (lbs.)	9	11.5	13	15	18	21

\* KOBRA Guillotines and Trimmers are built with the highest quality materials according to ISO 9000 Standards

\* KOBRA Guillotines and Trimmers are built in accordance to the Safety Standards BS 5498 (British Standards)



www.elcoman.it

**CUT IS ACCURATE AND QUICK.  
CAN BE PERFORMED  
IN BOTH DIRECTIONS.**



*KOBRA Rotary trimmers can cut paper sizes larger than the rated cutting width through a special side openings.*



*Convenient built-in housing can accommodate paper rolls for easy cutting operations of large sizes of continuous paper (model 1000-R/1300-R).*

# Kobra Cut

## LIGHT DUTY TRIMMERS

### Kobra 320-R



- Desk-top rotary trimmer
- Equipped with transparent automatic paper press
- Side bars for easy alignment of material to cut
- Solid steel base with screen printed photographic and paper sizes in mm and inches
- Special side openings to cut paper sizes larger than the rated cutting width
- Push-button mechanism for easy and convenient replacement of the cutting blade

### Kobra 460-R



- Medium size desk top rotary trimmer
- Equipped with transparent automatic paper press
- Side bars for easy alignment of material to cut
- Solid steel base with screen printed photographic and paper sizes in mm and inches
- Special side openings to cut paper sizes larger than the rated cutting width
- Push-button mechanism for easy and convenient replacement of the cutting blade

### Kobra 1000-R



- Large size desk top rotary trimmer
- Equipped with transparent automatic paper press
- Side bars for easy alignment of material to cut
- Solid steel base with screen printed paper sizes in mm and inches
- Special side openings to cut paper sizes larger than the rated cutting width
- Built-in housing can accommodate paper rolls
- Push-button mechanism for easy and convenient replacement of the cutting blade

### Kobra 1300-R



- A0 size rotary trimmer
- Transparent and automatic paper press allows precision cuts of plotter and large size paper
- Side bars for easy alignment of material to cut
- Solid steel base with screen printed paper sizes in mm and inches
- Special side openings to cut paper sizes larger than the rated cutting width
- Built-in housing can accommodate paper rolls
- Push-button mechanism for easy and convenient replacement of the cutting blade
- Available as desk top version or with a dedicated stand

	Kobra 320-R	Kobra 460-R	Kobra 1000-R	Kobra 1300-R
Cutting width (in.)	12.5	18.4	40	52
Cutting thickness	.5 mm, +/- 5 sheets	.5 mm, +/- 5 sheets	.8 mm, +/- 8 sheets	.8 mm, +/- 8 sheets
Paper press	automatic	automatic	automatic	automatic
Hand protection guard	●	●	●	●
Dimensions (in.)	19.5 x 8.5 x 3.5	25 x 8.5 x 3.5	48 x 16.5 x 4	60 x 19 x 4 (41 with stand)
Weight (lbs.)	2.5	3.25	17.5	19 (55 with stand)

\* KOBRA Guillotines and Trimmers are built with the highest quality materials according to ISO 9000 Standards

\* KOBRA Guillotines and Trimmers are built in accordance to the Safety Standards BS 5498 (British Standards)



www.elcoman.it

**HEAVY DUTY TRIMMERS  
CAN BE USED AS AN  
ALTERNATIVE TO PAPER  
GUILLOTINES.**

# Kobra Cut

## HEAVY DUTY GENERAL PURPOSE TRIMMERS

**Kobra 360-HR**



- High capacity desk-top heavy duty trimmer: up to 27 sheets at a time
- Sharpened carbon hardened steel blades for longlasting operations
- Equipped with transparent automatic paper press for easy cutting operations
- Side bars for easy alignment of material to cut
- Solid steel base with screen printed photographic and paper sizes in mm and inches
- Special side openings to cut paper sizes larger than the rated cutting width

**Kobra 460-HR**



- Same features as model KOBRA 360-HR but with a larger and more convenient cutting width of 460 mm

**Kobra 640-HR**



- Large size heavy duty desk-top trimmer
- Cutting capacity of 27 sheets of A4 70 gr paper
- Sharpened carbon hardened steel blades for longlasting operations
- Equipped with transparent automatic paper press for easy cutting operations
- Side bars for easy alignment of material to cut
- Solid steel base with screen printed photographic and paper sizes in mm and inches
- Special side openings to cut paper sizes larger than the rated cutting width

*A special sharpened carbon steel blade allows smooth cutting operations of high thickness of paper.*

*All models can cut paper sizes larger than the rated cutting width through special side openings.*

	Kobra 360-HR	Kobra 460-HR	Kobra 640-HR
Cutting width (in.)	14	18	25.5
Cutting capacity	Up to 24	Up to 24	Up to 24
Paper press	automatic	automatic	automatic
Hand protection guard	●	●	●
Dimensions (in.)	22 x 15 x 4.5	26 x 15 x 4.5	34 x 15 x 4.5
Weight (lbs.)	8.75	10	13

\* KOBRA Guillotines and Trimmers are built with the highest quality materials according to ISO 9000 Standards

\* KOBRA Guillotines and Trimmers are built in accordance to the Safety Standards BS 5498 (British Standards)



# ELGOMAN

700 Highway 46 West  
Suite 6  
Clifton, NJ 07013  
P 973-340-3111  
F 973-340-3770  
[info@kobrashredders.com](mailto:info@kobrashredders.com)



UNI EN ISO 9001:2000



Cert. No. 9105.EL 16

ISO 9000 REGISTERED QUALITY COMPANY

Specifications in this publication  
are subject to change without notice

Authorized Dealer